



- simple compact design
- full bore
- cast body & bonnet
- ball with rubberized surface
- automatic operating

APPLICATION

- water supply or sewerage network
- industrial distribution of chemically inert liquids



ADVANTAGES

- prevention of backflow of working media in the pipeline
- self-cleaning function (rubberized ball and smooth inner surface of the valve prevent dirt settling)
- possible horizontal or vertical installation
- quiet operation
- low pressure drop
- easy maintenance
- long life

TECHNICAL DATA

Working range: water, sewage and other non-aggressive liquids in temperature range -10 °C to +70 °C, working pressure: max. 1.6 MPa

Face to face: according to manufacturer

Connection into piping: threaded acc. to EN 10226-1

Testing: each valve is tested according to EN 12266 and supplied with accompanying documentation according to EN 10204

CONSTRUCTION AND LIST OF MATERIALS

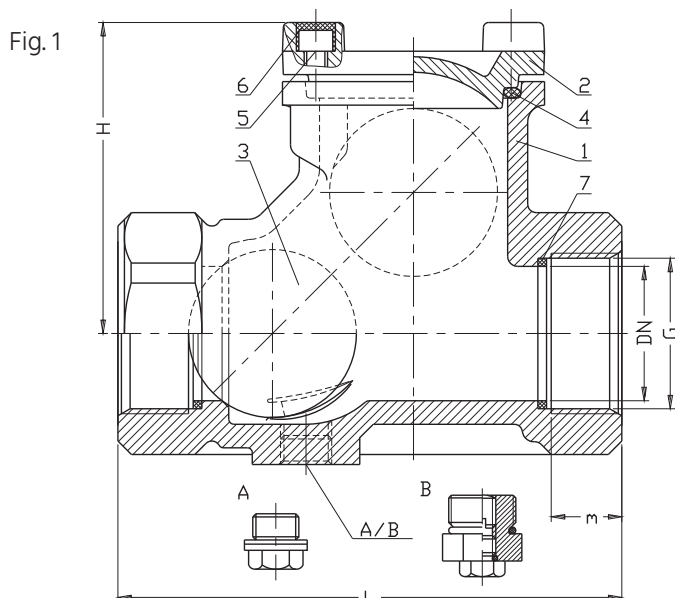


Table 1 List of materials

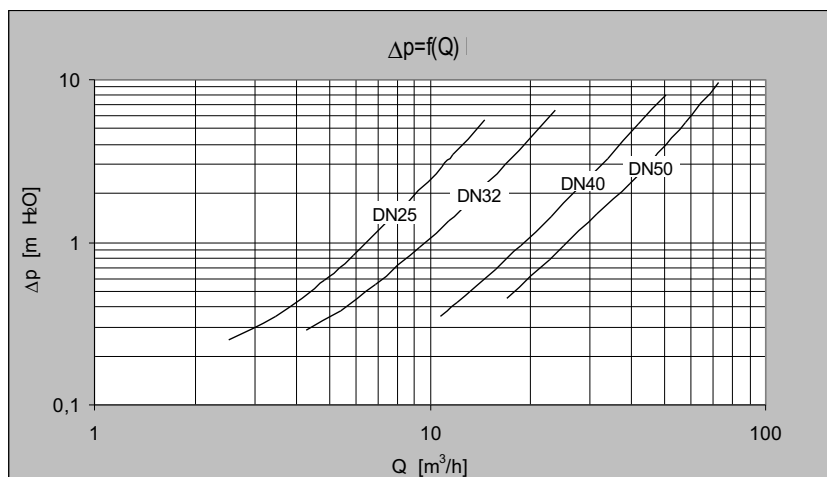
Pos.	Name of part	Material
1	Body	Ductile iron EN GJS-400-15 ¹⁾
2	Bonnet	Ductile iron EN GJS-400-15 ¹⁾
3	Ball	Ductile iron EN GJS-400-15 + vulcanized NBR
4	Bonnet sealing	NBR
5	Screw	Steel Fe/Zn5 EN ISO 4762
6	Screw plug	Wax

¹⁾ with protective epoxy coating min. 250 µm, acc. to EN 14091

MAIN DIMENSIONS (MM)

DN	G	L	m	H	weight (kg)
25	1"	120	18	75	1,7
32	5/4"	140	18	75	2,2
40	6/4"	150	20	89	3,1
50	2"	220	35	113	5

PRESSURE LOSS

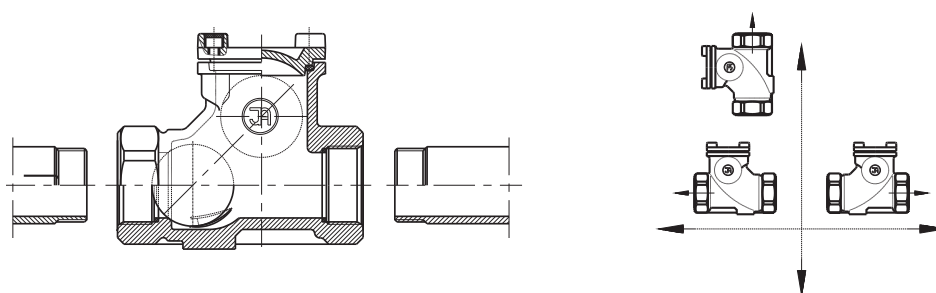


OPTIONS

- stainless steel screws
- with drain plug
- with drain plug and ventilation
- lightweight ball (aluminum alloy)
- EPDM seal + ball EPDM vulcanized (temperature range -10 °C to +120 °C)

INSTALLATION

Fig. 2



The data in the catalog sheet are for information only and the manufacturer reserves the right to make technical changes.